



# PERFORMANCE BULLETIN

Product  Application  Service  General news from



August 20, 2001

## New Auxiliary Brine Cam Switch & Motor Bracket

Due to the change of our drive motors, the auxiliary brine cam switch and motor bracket will be changed to improve the wiring of the auxiliary switch. Effective mid September 2001, an **extension** (Fig. 1) will be added to the motor bracket to accommodate the new **auxiliary switch** (Fig.2) on all 1500, 2510, 2750, 2850, and 2900 control valves.

Figure 1





Figure 2




The new bracket will retrofit existing control valves. The new bracket part number will be **11826-02** and the auxiliary switch is **10896**. On the backside is a picture showing the auxiliary switch positions and locations for both the old and new style switches.

As always, thank you for using Fleck controls.



Sincerely,  
Pentair Water Treatment

Jay Runkle  
Technical Product Support



## Auxiliary Switch Positions and Locations



### Old Style Auxiliary Switch

Auxiliary Switch:	10218
Auxiliary Switch Kit:	60320-07
Switch Location:	 Turn on the start of regeneration Shut off after Brine Tank Refill
	 Turn on the start of regeneration Shut off after Rapid Rinse

### New Style Auxiliary Switch

Auxiliary Switch:	10896
Auxiliary Switch Kit:	60320-12
Switch Location:	 Turn on the start of regeneration Shut off after Brine Tank Refill
	 Turn on the start of regeneration Shut off after Rapid Rinse