

A FLECK PERFORMANCE BULLETIN

Product Application Service General **news from Fleck Controls**

October 9, 1995

#900 COMMERCIAL AIR CHECK and FITTINGS

In the past year we have discontinued our #700 and #800 commercial air checks, both of which have been replaced with the #900 commercial air check. (Reference Product Bulletin #299, 1/24/95, and Application Bulletin #304, 9/15/95)

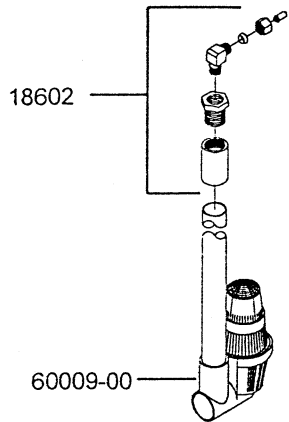
The purpose of this bulletin is to illustrate how the #900 air check can be used with our control valves that have 1600, 1700, or 1800 brine systems. (see attached drawings).

As always, thank you for using Fleck Controls.

Sincerely,

Fleck Controls Inc.
Technical Product Support

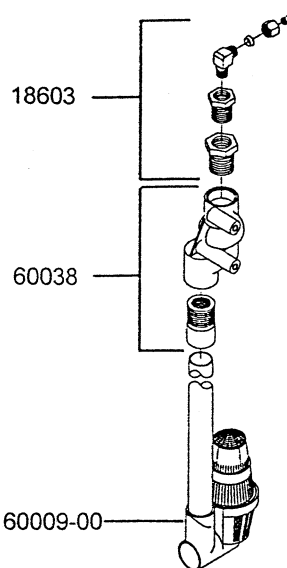
#900 Commercial Air Check With Fittings
For 1700 Brine System



- Insert #15415
- Nut #16123
- Ferrule #16124
- Elbow #15413
- Bushing #16977
- Adapter #16974

Assembly No. (60009-02)

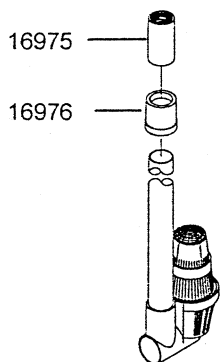
#900 Commercial Air Check With
Fittings For 1700 Brine System and
2350 Safety Brine Valve



- Insert #15415
- Nut #16123
- Ferrule #16124
- Elbow #15413
- Bushing #16977
- Adapter #16978

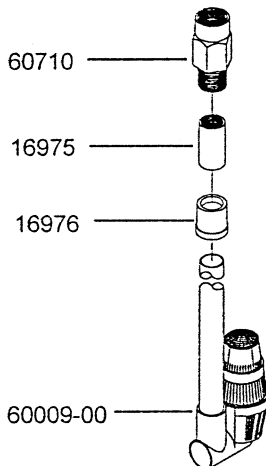
Assembly No. (60009-03)
Does **Not** Include 60038

#900 Commercial Air Check With Fittings
For 1800 Brine System



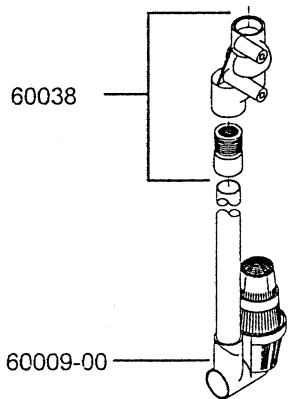
Assembly No. (60009)

#900 Commercial Air Check With Fittings For
1800 Brine System and 1" BLFC



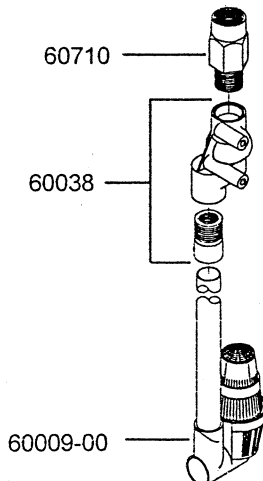
Assembly No. (None)

#900 Commercial Air Check and 2350 Safety
Brine Valve For Use With 1800 Brine System



Assembly No. (None)

#900 Commercial Air Check and 2350 Safety Brine Valve
and 1" BLFC For Use With 1800 Brine System



Assembly No. (None)